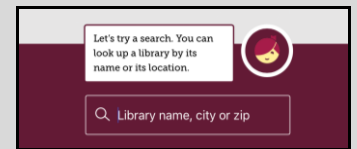
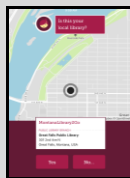
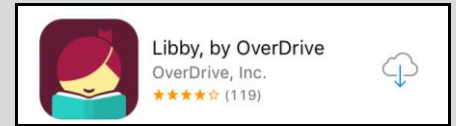


How to download and transfer MontanaLibrary2Go Audiobooks and eBooks using the Libby App

Set up the LIBBY APP...

LIBBY is available for Android, IOS (iPhone/iPad/iPod touch) and Windows 10 devices

1. Go to your App store (Google Play Store/Apple App Store ...).
2. Use the search function to find Libby. Download and install the Libby App.
3. **Open** the Libby App and touch read welcome message.
4. Answer the first question "Do you have a library card?" by touching **YES**.
5. The Libby App will give you 3 choices to find your library. You may **Copy from My Other Device**, touch **I'll Search for a Library**, or touch **Yes, Guess My Library**. Click **Yes, Guess My Library**.
6. The Libby App will show you the closest public library based on your current location. If it is your public library, touch **This is My Library**.
7. If it is not your library, touch **No, Keep Looking**.
8. Find your library by searching for library name, city or zip. Click **Great Falls Public Library**.
9. Type your Card Number in the text box. Click **Next** once it pulls up the library card.
10. Start exploring.



Touch LIBRARY to:

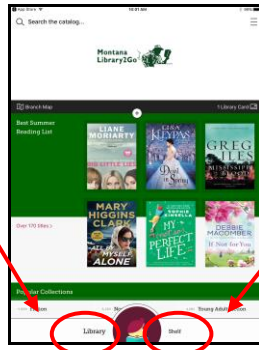
Search for books by **AUTHOR**, **TITLE**, or **SERIES**

Browse the collection by **subject** or by type of book

Place **Holds**

Check-out books

Use the LIBBY APP...



Touch SHELF to:

Review your **check-outs**

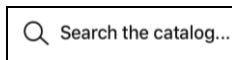
Read/Listen to your books

Review your **holds**

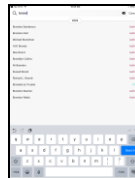
See your **tags**

See your **activity history**

SEARCH FOR A TITLE: Touch

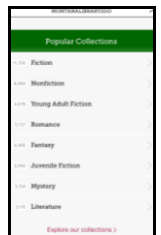


- You may search by author, title, or series.
- As you start typing, LIBBY will display a list of suggestions. You may touch any of these suggestions to go directly to those results.



BROWSE THE COLLECTION:

- Scroll down to **Popular Collections**.
- Touch on any collection.
- To see more options, touch **Explore our collections**.



REFINE YOUR RESULTS:

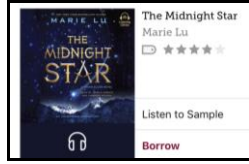
- LIBBY will display a summary of results and then a list of the titles.
- Touch **REFINE** to set limits on this individual search.
- Touch **PREFERENCES** to set limits on all your searches.



Note: To ONLY see items you can checkout immediately change availability from EVERYTHING to AVAILABLE TITLES

Checkout a Title:

Touch **BORROW**



Touch **BORROW**

Title will automatically download when you are connected to Wi-Fi

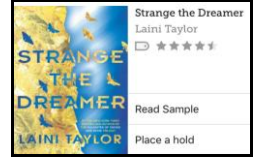


Touch **14 days** to change your default checkout time.

Touch your card to see your card details.

Place a Hold:

Touch **PLACE A HOLD**



Touch **PLACE HOLD**

Title will automatically be checked out and downloaded when it is your turn and you are connected to Wi-Fi




Read or Listen to a title:

Touch **Shelf**

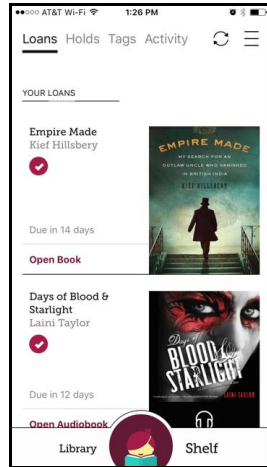


Touch **LOANS**



LIBBY will display a list of your books:

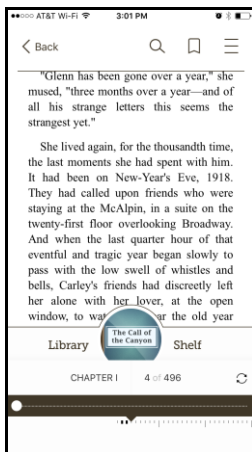
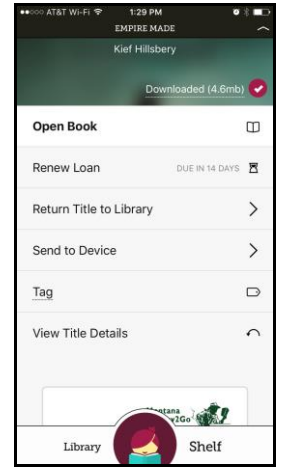
- Touch the book cover to open a new book
- Touch **RESUME** to continue reading/listening



Touch the book cover.

Touch **MANAGE YOUR LOAN** to:

- **Read with** to change the method you are reading with.
 - **Return Early** your title early (or your books will return automatically after your checkout)
 - **Renew** your loan
- Touch > to:
- View **Details** of your book
 - Check your **Reading Journey**
 - **Tag** your book



**READ
LISTEN
ENJOY**

