

# How to download and transfer MontanaLibrary2Go eBooks to your Kindle

## Log-in:

1. Visit <https://montana.overdrive.com/>  
The MontanaLibrary2Go interface will open.
2. Touch **SIGN IN**.
3. Select your library from the drop-down list.
4. Enter your library card number.
5. Click on **Kindle Books**. This will bring up only books in the Kindle format.



Subjects Collections **Kindle Books**

Search My account

## Find a title:

To **SEARCH** for a specific title or author, enter terms in the SEARCH box.

Search

To **BROWSE** the collection, touch the menu icon , and then touch either **SUBJECTS** or **COLLECTIONS**.

You may limit searches by format. You may limit searches by availability.

AUDIOBOOK EBOOK

Availability  
All titles  
Available now

NOTE: If you do not find a title, you may recommend that, MontanaLibrary2Go purchase it.

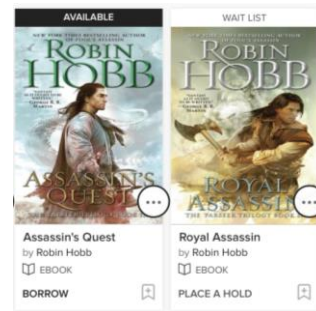
Recommend to library

## Checkout a Title

1. Once you find a title you wish to read, touch **BORROW** (below book cover).

If an item is not available, touch **PLACE A HOLD** to get in line to check it out.

NOTE: The default check-out time is for 14 days. Click **MY ACCOUNT** and then **SETTINGS**, to change your default lending periods.



## Download a Title

1. Touch account icon
2. You will see your MontanaLibrary2Go information.  
**LOANS** **HOLDS** **WISH LIST**  
**RECOMMENDATIONS** **SETTINGS**
3. Find your title under your loans.

4. Touch **CHOOSE A FORMAT**

CHOOSE A FORMAT

5. Touch **Kindle Book**

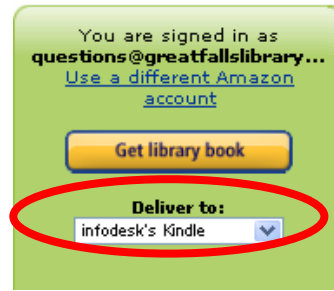
CHOOSE A FORMAT

Kindle Book  
EPUB eBook

- Amazon.com will open in a new window. Locate the green box on the right of the screen.
- If you have more than one device on your Amazon account, you will need to choose the correct device using the drop-down menu.

Click **Get Library Book**.

**NOTE:** If you are not logged in to your Amazon account, you will be asked for your e-mail and Amazon password.



Your Kindle will now automatically download your eBook the next time it has wireless Internet access.

**NOTE:** Download requires wi-fi connection. eBooks cannot be delivered over 3G or 4G connections.

## Get Title for Kindle Download via USB:

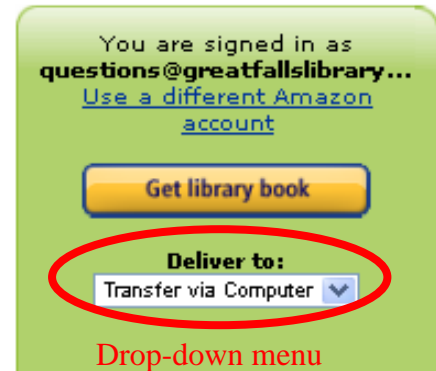
If you do not have Wi-Fi OR title is restricted

- After clicking **CONFIRM AND DOWNLOAD**, Amazon.com will open in a new window; locate the green box on the right of the screen.

Using the drop-down menu choose **“Transfer via Computer.”**

Click **Get Library Book**.

**NOTE:** If you are not logged in to your Amazon account, you will be asked for your email and Amazon password.



## Return an Item Early:

- Under **My Account**, click on **Loans**.
- You will see a listing of your Kindle titles.
- Click the **RETURN** button next to your title.
- Action window will open, click on **RETURN TITLE**.

RETURN TITLE X

Are you sure you want to return this title?

RETURN TITLE

CANCEL

My account v

Loans

Holds

Wish list

Rated titles

Recommendations

History

Settings

Sign out